

**AN ACT**

To appropriate the sum of \$11,366,320 from the General Fund of the State for the fiscal year ending September 30, 2000, for the purpose of funding the capital improvement projects in Chuuk State, and for other purposes.

BE IT ENACTED BY THE CHUUK STATE LEGISLATURE:

1           Section 1. The sum of \$ 11,366,320, or so much thereof as may be necessary, is  
2 hereby appropriated from the General Fund of the State for the fiscal year ending  
3 September 30, 2000, for the purpose of funding the capital improvement projects for the  
4 State. The amount of \$9,400,320 shall come from CIP 2000, the amount of \$404,560 shall  
5 come from unappropriated CIP 1999, and the remaining \$1,561,440 shall come from  
6 unappropriated current account under Compact Investment earnings. These funds shall be  
7 apportioned as follows:

8	I. STATE AND MUNICIPAL CIP	\$8,580,128
9	1) Municipal Share (40%)	\$3,760,128
10	2) MTN Loan	\$3,320,000
11	3) Airport Runway Repair	\$1,000,000
12	4) Land Lease	\$500,000
13	Total	\$8,580,128

14           II. REPRESENTATIVE DISTRICT/SENATORIAL REGIONAL

15           SOCIAL AND ECONOMIC PROJECTS   \$2,786,192

16           A. Northern Namoneas Social & Economic Project

17           1. Weno, Fono & Piis Panewu Representative District:

- 18           a. Social & Economic Projects             \$161,152 (CIP)
- 19           b. Social & Economic Projects            \$181,017(Current)

20           2. Senatorial Regional:

- 21           a. Social & Economic Projects             \$ 64,460.62 (CIP)
- 22           b. Social & Economic Projects            \$ 109,549.46(Current)

23           B. Southern Namoneas Social & Economic Project.

1	1. Tonoas Representative District:	
2	a. Social & Economic Proj.	\$ 64,460.62 (CIP)
3	b. Social & Economic Proj.	\$ 72,406.60 (Current)
4	2. Macheweichun Representative District:	
5	a. Social & Economic Proj.	\$96,690.93 (CIP)
6	b. Social & Economic Proj.	\$ 108,609.90 (Current)
7	3. Uman Representative District:	
8	a. Social & Economic Proj.	\$ 64,460.62 (CIP)
9	b. Social & Economic Proj.	\$ 72,406.60 (Current)
10	4. Senatorial Region:	
11	a. Social & Economic Proj.	\$ 64,460.62 (CIP)
12	b. Social & Economic Proj.	\$ 109,549.46 (Current)
13	C. Faichuk Social & Economic Projects:	
14	1. Nomosofo Representative District:	
15	a. Social & Economic Proj.	\$ 64,460.62(CIP)
16	b. Social & Economic Proj.	\$ 72,406.60 (Current)
17	2. PPO Representative District:	
18	a. Social & Economic Proj.	\$ 64,460.62 (CIP)
19	b. Social & Economic Proj.	\$ 72,406.60 (Current)
20	3. Toleisom Representative District:	
21	a. Social & Economic Proj.	\$96,690.93 (CIP)
22	b. Social & Economic Proj.	\$ 108,609.90 (Current)
23	4. Senatorial Region:	
24	a. Social & Economic Proj.	\$ 64,460.62 (CIP)
25	b. Social & Economic Proj.	\$ 109,549.46 (Current)
26	D. Mortlock Social & Economic Proj.	
27	1. Upper Mortlock Representative District:	
28	a. Social & Economic Proj.	\$ 64,460.62 (CIP)
29	b. Social & Economic Proj.	\$ 72,406.60 (Current)
30	2. Mid-Mortlock Representative District:	
31	a. Social & Economic Proj.	\$ 64,460.62 (CIP)

1 3. Lower Mortlock Representative District:

- 2 a. Socail & Economic Proj. \$ 64,460.62 (CIP)  
 3 b. Socail & Economic Proj. \$ 72,406.60 (Current)

4 4. Senatorial Region:

- 5 a. Social & Economic Proj. \$ 64,460.62(CIP)  
 6 b. Social & Economic Proj. \$ 109,549.46 (Current)

7 E. Northwest Island Social & Economic Proj.

8 1. Halls Island Representative District:

- 9 a. Social & Economic Proj. \$ 32,230.31 (CIP)  
 10 b. Social & Economic Proj. \$ 36,203.30 (Current)

11 2. Nomuwito Representative District:

- 12 a. Social & Economic Proj. \$ 32,230.31 (CIP)  
 13 b. Social & Economic Proj. \$ 36,203.30 (Current)

14 3. Pattiw Island Representative District:

- 15 a. Social & Economic Proj. \$ 32,230.31 (CIP)  
 16 b. Social & Economic Proj. \$ 36,203.30 (Current)

17 4. Senatorial Region:

- 18 a. Social & Economic Proj. \$ 64,460.62 (CIP)  
 19 b. Social & Economic Proj. \$ 109,549.46 (Current)

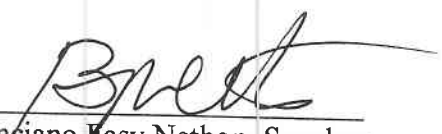
20 Tetten 2. Ei ukukun moni mei kawor me non Tetten 1 me non ei Annuk epwe no  
 21 ngeni me einet ngeni ewe Kepina, ewe epwe wisen tumunu me nochchei fan iten ewe  
 22 Chuuk Aneepwung, ren an ewe moni epwe chok nounou non metewe popun mei affat  
 23 non Tetten 1, pwan fiti pungun kapasen ewe State Financial Management Act, iwe esap  
 24 pwan wor nounoun ei moni epwe nap seni ei ukukun mei kawor. Met nussun ei moni  
 25 esemwo it ne nounou non September 30, 2000, epwe chok sopesopono ne nounou tori an  
 26 muchuno nounoun.

27 Tetten 3. Ewe Kepina epwe awora an report won nounoun ei moni ngeni ewe  
 28 Legislature non ika mwen April 15, 2000, epwe affatatiw:

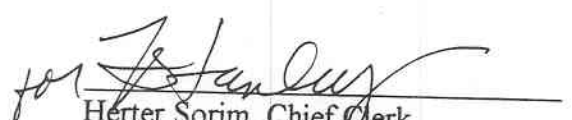
- 29 1) Unusen porausen nounoun ei moni mei kawor non Tetten 1, fengen me  
 30 ukukun nussun mei wor non April 1, 2000; pwan

1 2) indicate the planned use, during the remainder of the fiscal year, of  
2 funds not obligated as of April 1, 2000; PROVIDED, that a  
3 supplemental report covering the actual use and obligation of the funds  
4 shall be submitted to the Legislature, or an appropriate committee  
5 thereof, within 20 days after the closing of the fiscal year.


6 Section 4. This act shall take effect upon approval by the Governor, or upon its  
7 becoming law without such approval.

Signed by:   
Bonciano Fasy Nethon, Speaker  
House of Representatives  
Chuuk State Legislature

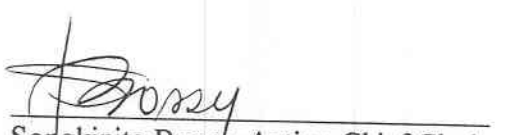
Attested:

  
Herter Sorim, Chief Clerk  
House of Representatives  
Chuuk State Legislature

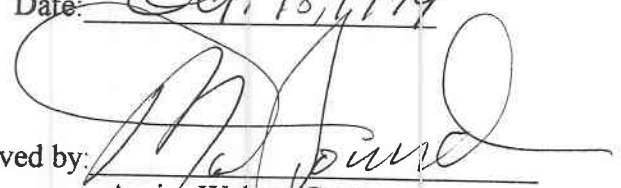
Date: 10/16/99

Signed by:   
Detor Santos, President  
Senate  
Chuuk State Legislature

Attested:

  
Songkinita Bossy, Acting Chief Clerk  
Senate  
Chuuk State Legislature

Date: Oct. 18, 1999

Approved by:   
Ansito Walter, Governor  
Chuuk State Government

Date: Oct. 19/99

---

History : H.B.No: 5-  
: H.S.C.R.No:  
: S.S. C.R.No: